



Chapter 20: Database System Architectures

Database System Concepts, 5th Ed.

©Silberschatz, Korth and Sudarshan

See www.db-book.com for conditions on re-use





Chapter 20: Database System Architectures

- **Centralized and Client-Server Systems**
- Server System Architectures
- Parallel Systems
- Distributed Systems
- Network Types





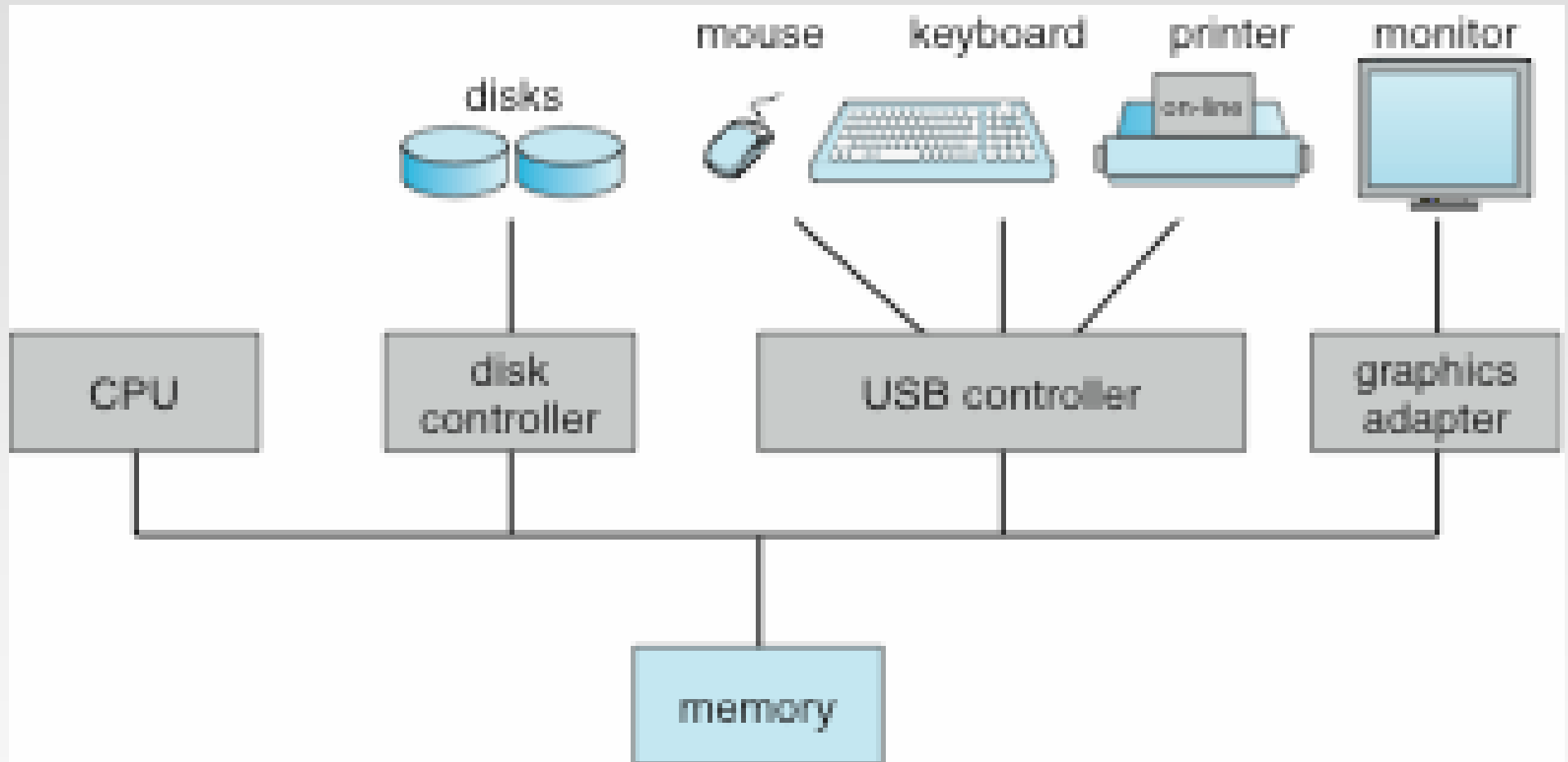
Centralized Systems

- Run on a single computer system and do not interact with other computer systems.
- **General-purpose computer system:** one to a few CPUs and a number of device controllers that are connected through a common bus that provides access to shared memory.
- **Single-user system** (e.g., personal computer or workstation): desktop unit, single user, usually has only one CPU and one or two hard disks; the OS may support only one user.
- **Multi-user system:** more disks, more memory, multiple CPUs, and a multi-user OS. Serve a large number of users who are connected to the system via terminals. Often called *server* systems.





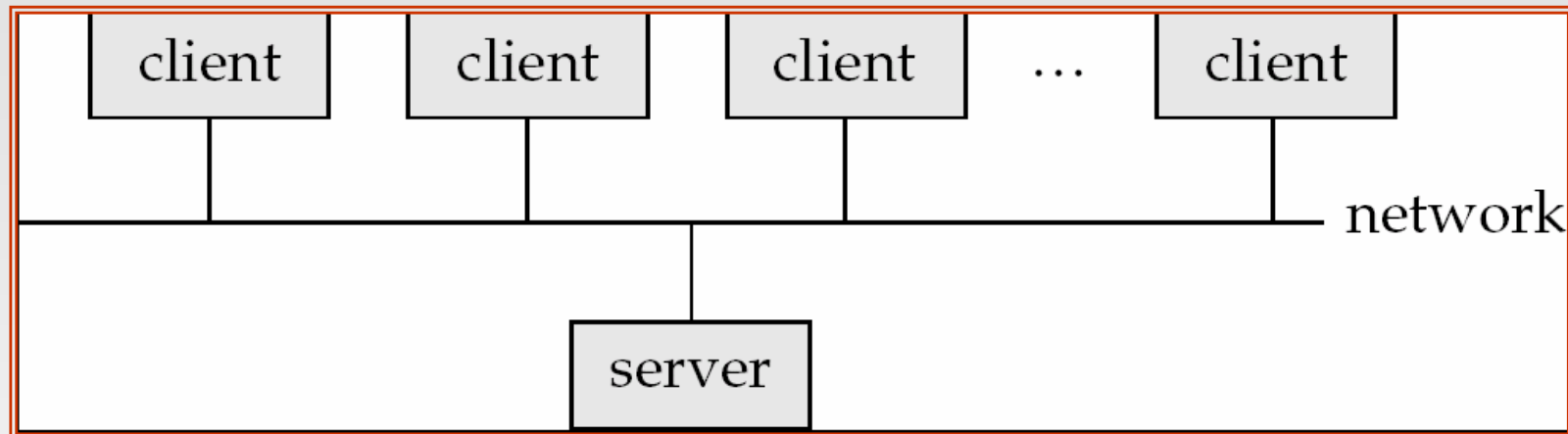
A Centralized Computer System





Client-Server Systems


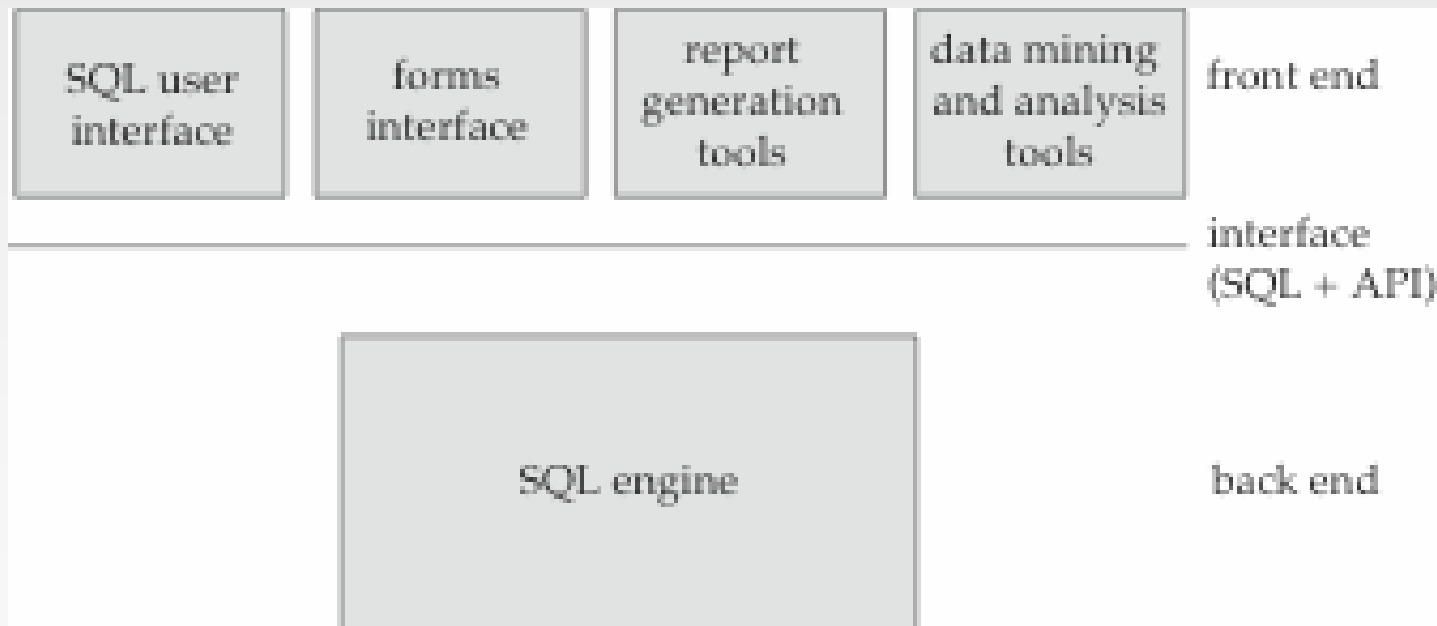
- Server systems satisfy requests generated at m client systems, whose general structure is shown below:





Client-Server Systems (Cont.)

- Database functionality can be divided into:
 - **Back-end**: manages access structures, query evaluation and optimization, concurrency control and recovery.
 - **Front-end**: consists of tools such as *forms*, *report-writers*, and graphical user interface facilities.
- The interface between the front-end and the back-end is through SQL or through an application program interface.





Client-Server Systems (Cont.)

- Advantages of replacing mainframes with networks of workstations or personal computers connected to back-end server machines:
 - better functionality for the cost
 - flexibility in locating resources and expanding facilities
 - better user interfaces
 - easier maintenance





Chapter 20: Database System Architectures

- Centralized and Client-Server Systems
- **Server System Architectures**
- Parallel Systems
- Distributed Systems
- Network Types





Server System Architecture

- Server systems can be broadly categorized into two kinds:
 - **transaction servers** which are widely used in relational database systems, and
 - **data servers**, used in object-oriented database systems





Transaction Servers

- Also called **query server** systems or SQL *server* systems
 - Clients send requests to the server
 - Transactions are executed at the server
 - Results are shipped back to the client.
- Requests are specified in SQL, and communicated to the server through a *remote procedure call* (RPC) mechanism.
- **Transactional RPC** allows many RPC calls to form a transaction.
- *Open Database Connectivity* (ODBC) is a C language application program interface standard from Microsoft for connecting to a server, sending SQL requests, and receiving results.
- JDBC standard is similar to ODBC, for Java





Transaction Server Process Structure

- A typical transaction server consists of **multiple processes** accessing data in **shared memory**.
- **Server processes**
 - These receive user queries (transactions), execute them and send results back
 - Processes may be **multithreaded**, allowing a single process to execute several user queries concurrently
 - Typically multiple multithreaded server processes
- **Lock manager process**
 - Provides: lock grant, lock release and deadlock detection
- **Database writer process**
 - Output modified buffer blocks to disks continually





Transaction Server Processes (Cont.)

■ Log writer process


- Server processes simply add log records to log record buffer
- Log writer process outputs log records to stable storage.

■ Checkpoint process

- Performs periodic checkpoints


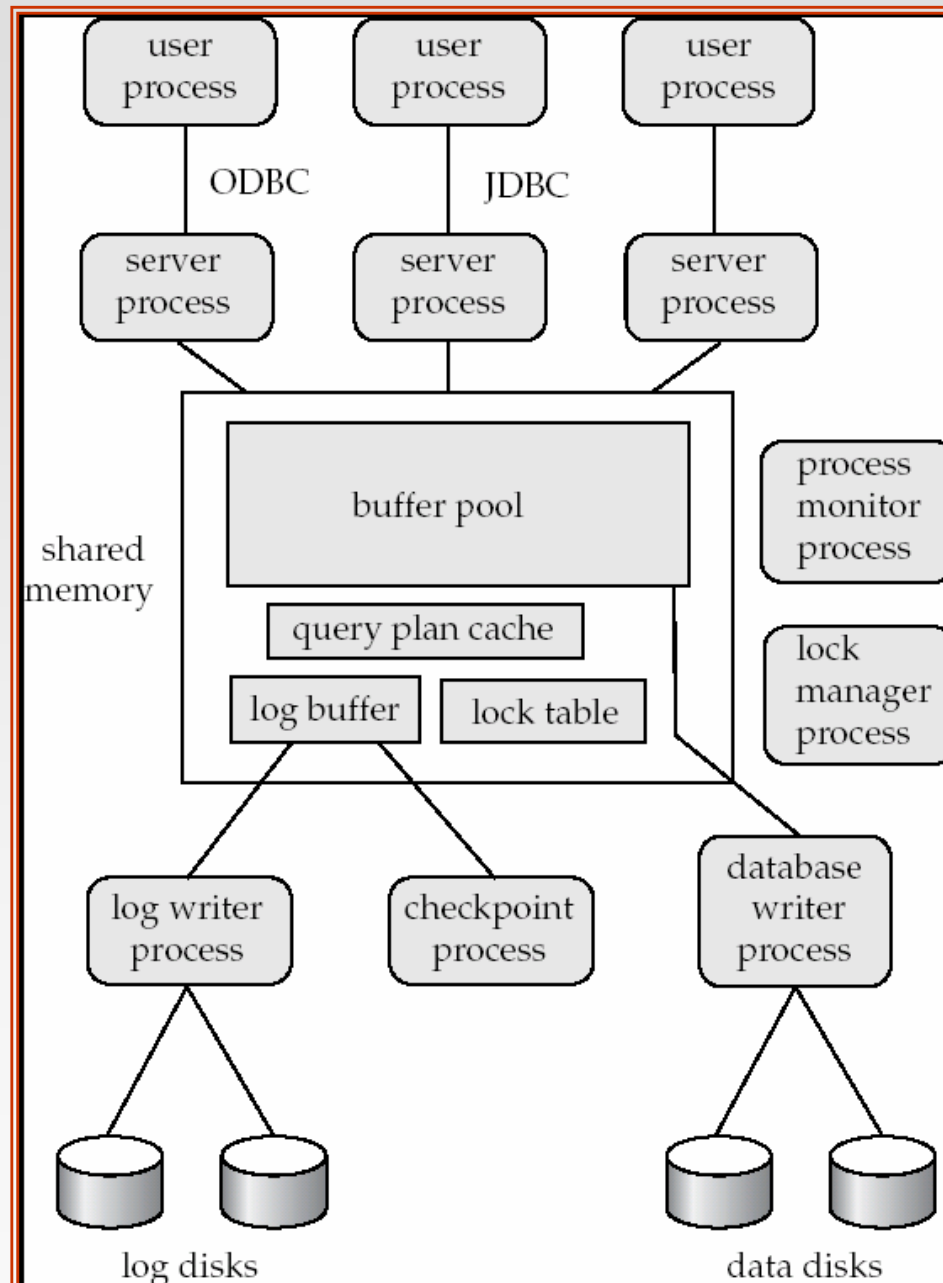
■ Process monitor process

- Monitors other processes, and takes recovery actions if any of the other processes fail
 - ▶ E.g. aborting any transactions being executed by a server process and restarting it





Transaction System Processes (Cont.)





Transaction System Processes (Cont.)

- Shared memory contains shared data
 - Buffer pool
 - Lock table
 - Log buffer
 - Cached query plans (reused if same query submitted again)
- All database processes can access shared memory
- To ensure that no two processes are accessing the same data structure at the same time, databases systems implement **mutual exclusion** using either
 - Operating system semaphores
 - Atomic instructions such as test-and-set
- Often to avoid overhead of interprocess communication for lock request/grant, each database process **operates directly on the lock table**
 - instead of sending requests to lock manager process
- Lock manager process still used for deadlock detection





Data Servers

- Used in high-speed LANs, in cases where
 - The clients are comparable in processing power to the server
 - The tasks to be executed are compute intensive.
- Data are shipped to clients where processing is performed, and then shipped results back to the server.
- This architecture requires full back-end functionality at the clients.
- Used in many object-oriented database systems
- Issues:
 - Page-Shipping versus Item-Shipping
 - Locking
 - Data Caching
 - Lock Caching






Data Servers (Cont.)

■ Page-shipping versus item-shipping

- Smaller unit of shipping \Rightarrow more messages
- Worth **prefetching** related items along with requested item
- Page shipping can be thought of as a form of prefetching

■ Locking

- Overhead of requesting and getting locks from server is high due to message delays
- Can grant locks on requested and prefetched items; with page shipping, transaction is granted lock on whole page.
- Locks on a prefetched item can be **called back by the server**, and returned by client transaction if the prefetched item has not been used.
- Locks on the page can be **deescalated** to locks on items in the page when there are lock conflicts. Locks on unused items can then be returned to server.





Data Servers (Cont.)

■ Data Caching

- Data can be cached at client even in between transactions
- But check that data is up-to-date before it is used (**cache coherency**)
- Check can be done when requesting lock on data item

■ Lock Caching

- Locks can be retained by client system even in between transactions
- Transactions can acquire cached locks locally, without contacting server
- Server **calls back** locks from clients when it receives conflicting lock request. Client returns lock once no local transaction is using it.





Chapter 20: Database System Architectures

- Centralized and Client-Server Systems
- Server System Architectures
- **Parallel Systems**
- Distributed Systems
- Network Types





Parallel Systems

- Parallel database systems consist of multiple processors and multiple disks connected by a fast interconnection network.
- A **coarse-grain parallel** machine consists of a small number of powerful processors
- A **massively parallel** or **fine grain parallel** machine utilizes thousands of smaller processors.
- Two main performance measures:
 - **throughput** --- the number of tasks that can be completed in a given time interval
 - **response time** --- the amount of time it takes to complete a single task from the time it is submitted





Speed-Up and Scale-Up

- **Speedup**: a fixed-sized problem executing on a small system is given to a system which is N -times larger.

- Measured by:

$$\text{speedup} = \frac{\text{small system elapsed time}}{\text{large system elapsed time}}$$

- Speedup is **linear** if equation equals N , **sublinear** if $< N$.

- **Scaleup**: increase the size of both the problem and the system

- N -times larger system used to perform N -times larger job

- Measured by:

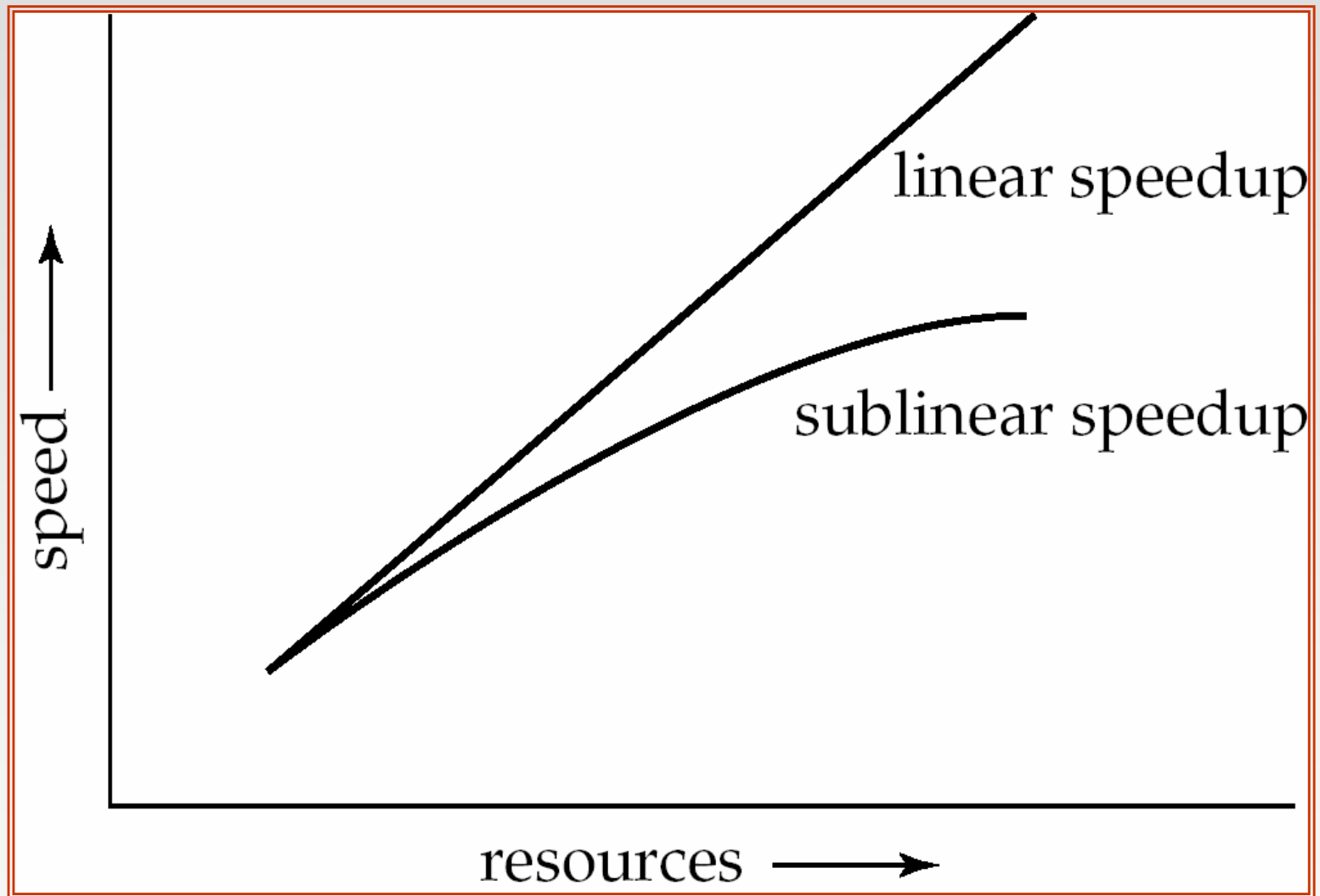
$$\text{scaleup} = \frac{\text{small system small problem elapsed time}}{\text{big system big problem elapsed time}}$$

- Scale up is **linear** if equation equals 1, **sublinear** if < 1 .





Speedup

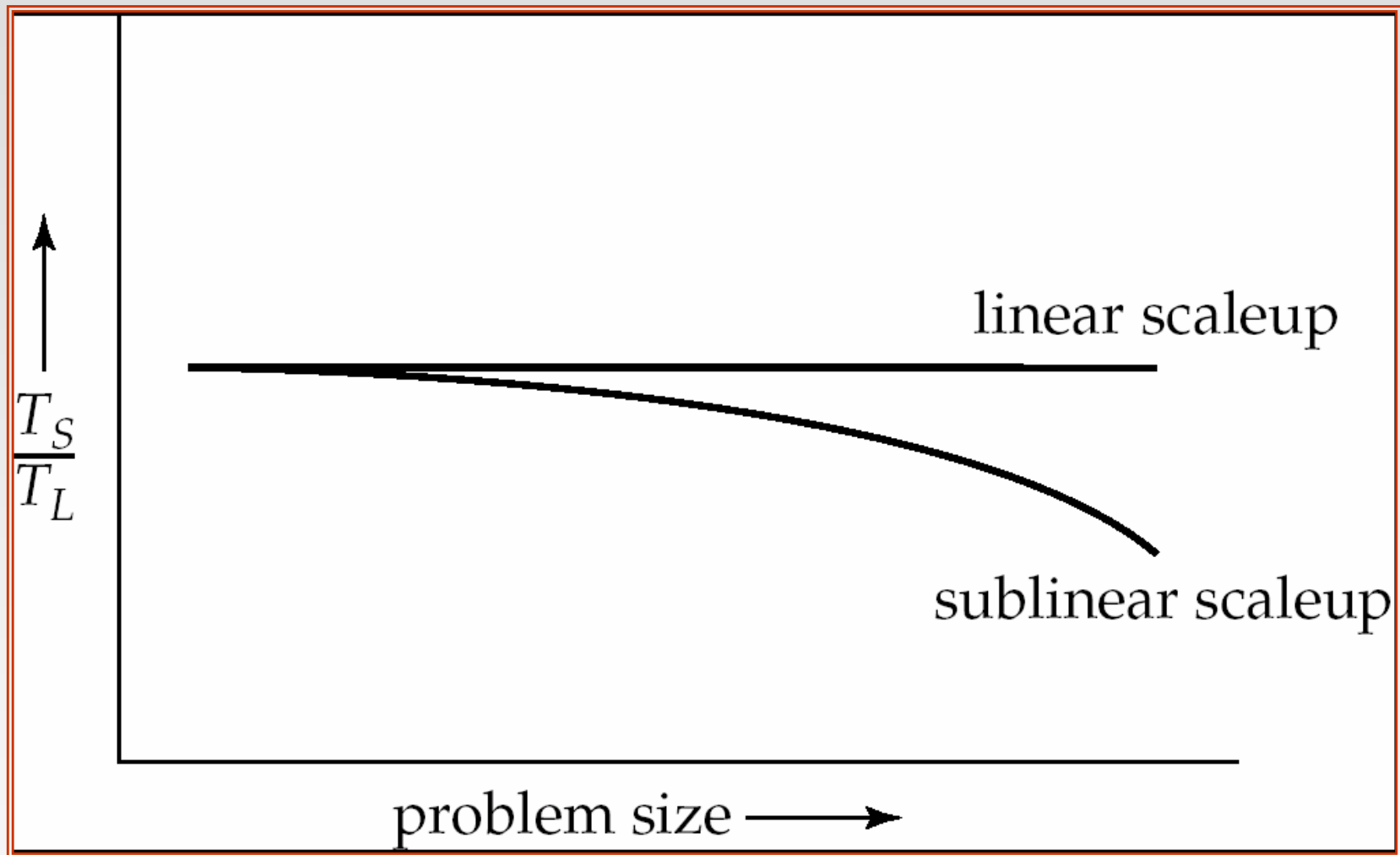


Speedup





Scaleup



Scaleup





Batch and Transaction Scaleup

■ Batch scaleup:

- A single large job; typical of most decision support queries and scientific simulation.
- Use an N -times larger computer on N -times larger problem.

■ Transaction scaleup:

- Numerous small queries submitted by independent users to a shared database; typical transaction processing and timesharing systems.
- N -times as many users submitting requests (hence, N -times as many requests) to an N -times larger database, on an N -times larger computer.
- Well-suited to parallel execution.





Factors Limiting Speedup and Scaleup

Speedup and scaleup are often sublinear due to:


- **Startup costs:** Cost of starting up multiple processes may dominate computation time, if the degree of parallelism is high.
- **Interference:** Processes accessing shared resources (e.g., system bus, disks, or locks) compete with each other, thus spending time waiting on other processes, rather than performing useful work.
- **Skew:** Increasing the degree of parallelism increases the variance in service times of parallelly executing tasks. Overall execution time determined by **slowest** of parallelly executing tasks.






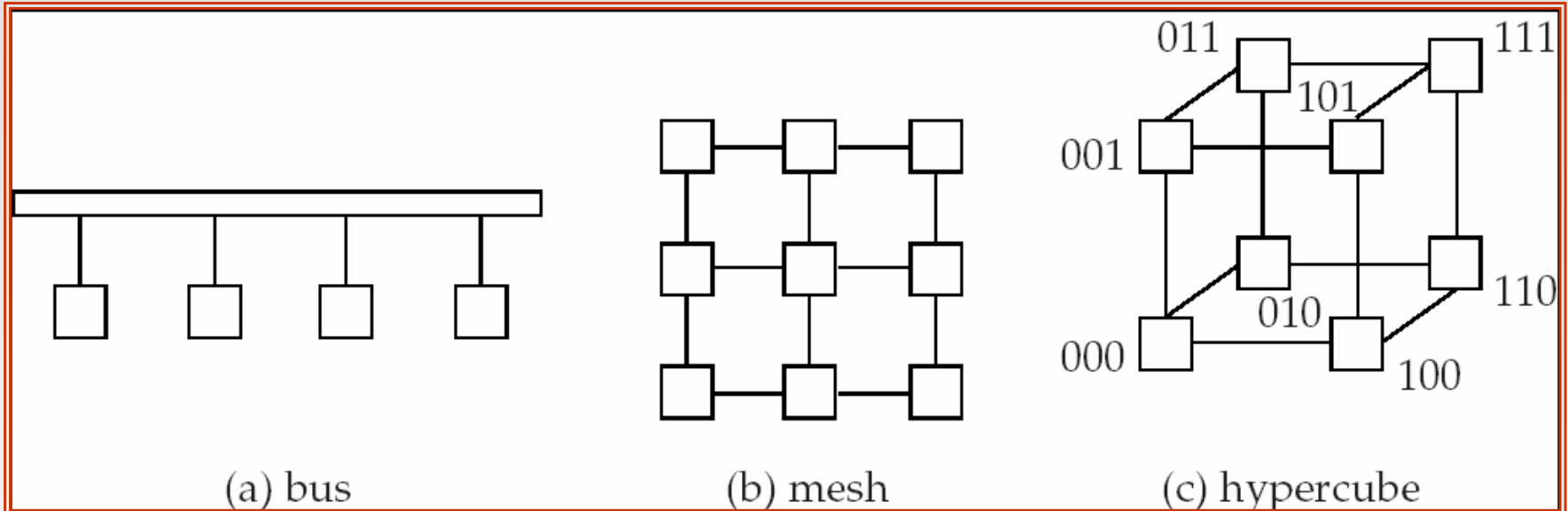
Interconnection Network Architectures

- **Bus.** System components send data on and receive data from a single communication bus;
 - Does not scale well with increasing parallelism.
- **Mesh.** Components are arranged as nodes in a grid, and each component is connected to all adjacent components
 - Communication links grow with growing number of components, and so scales better.
 - But may require $2\sqrt{n}$ hops to send message to a node.
- **Hypercube.** Components are numbered in binary; components are connected to one another if their binary representations differ in exactly one bit.
 - n components are connected to $\log(n)$ other components and can reach each other via at most $\log(n)$ links; reduces communication delays.





Interconnection Architectures






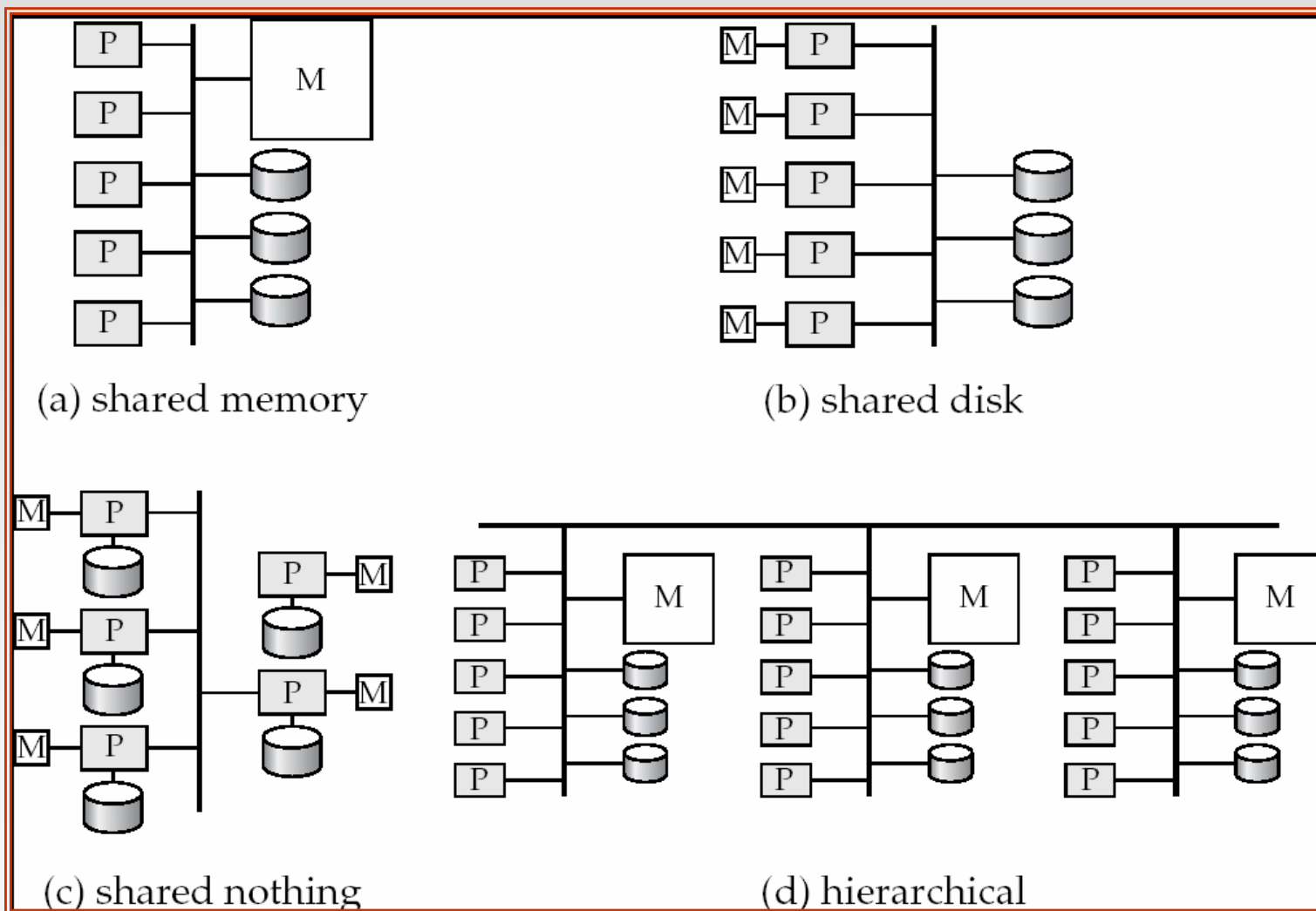
Parallel Database Architectures

- **Shared memory** -- processors share a common memory
- **Shared disk** -- processors share a common set of disks
 - Often called **clusters**
- **Shared nothing** -- processors share neither a common memory nor common disk
- **Hierarchical** -- hybrid of the above architectures





Parallel Database Architectures





Shared Memory

- Processors and disks have access to a common memory, typically via a bus or through an interconnection network.
- Extremely efficient communication between processors — data in shared memory can be accessed by any processor without having to move it using software.
- **Downside** – architecture is not scalable beyond 32 or 64 processors since the bus or the interconnection network becomes a bottleneck
 - Adding more processors will not help since they will spend time waiting for their turn to access memory
- Widely used for lower degrees of parallelism (4 to 8).





Shared Disk

- All processors can directly access all disks via an interconnection network, but the processors have private memories.
 - The memory bus is not a bottleneck
 - Architecture provides a degree of **fault-tolerance** — if a processor fails, the other processors can take over its tasks since the database is resident on disks that are accessible from all processors.
- Examples: IBM Sysplex and DEC clusters (now part of Compaq) running Rdb (now Oracle Rdb) were early commercial users
- Downside: bottleneck now occurs at interconnection to the disk subsystem.
- Shared-disk systems can scale to a somewhat larger number of processors, but communication between processors is slower.





Shared Nothing

- Node consists of a processor, memory, and one or more disks. Processors at one node communicate with another processor at another node using an interconnection network. A node functions as the server for the data on the disk or disks the node owns.
- Examples: Teradata, Tandem, Oracle-n CUBE
- Data accessed from local disks (and local memory accesses) do not pass through interconnection network, thereby minimizing the interference of resource sharing.
- Shared-nothing multiprocessors can be scaled up to thousands of processors without interference.
- Main drawback: cost of communication and non-local disk access; sending data involves software interaction at both ends.





Hierarchical

- Combines characteristics of shared-memory, shared-disk, and shared-nothing architectures.
- Top level is a shared-nothing architecture – nodes connected by an interconnection network, and do not share disks or memory with each other.
- Each node of the system could be a **shared-memory system** with a few processors.
- Alternatively, each node could be a **shared-disk system**, and each of the systems sharing a set of disks could be a shared-memory system.
- Reduce the complexity of programming such systems by **distributed virtual-memory** architectures
 - Logically there is a single shared memory, but physically there are multiple disjoint memory systems
 - Also called **non-uniform memory architecture (NUMA)**





Chapter 20: Database System Architectures

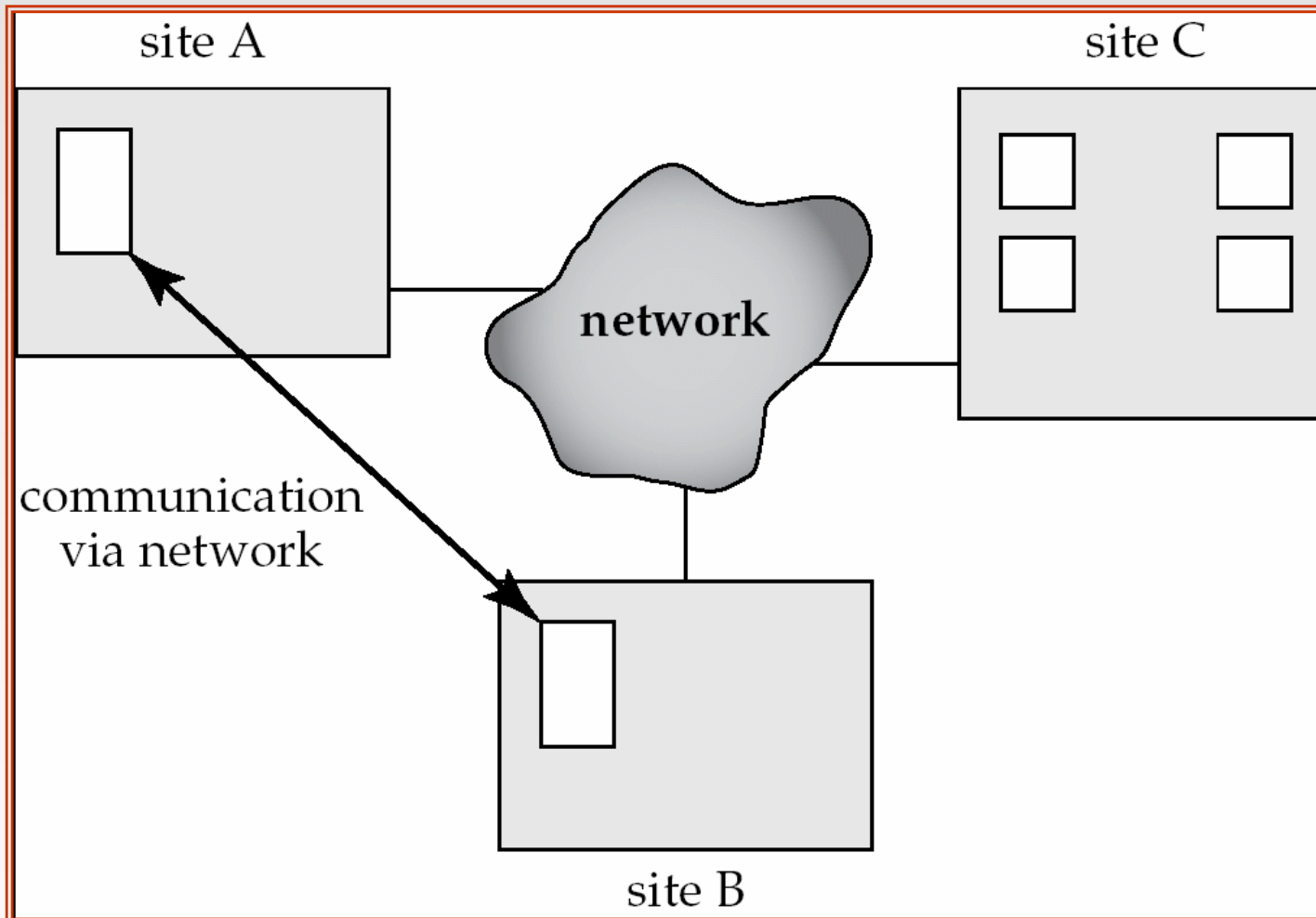
- Centralized and Client-Server Systems
- Server System Architectures
- Parallel Systems
- **Distributed Systems**
- Network Types





Distributed Systems


- Data spread over multiple machines (also referred to as **sites** or **nodes**).
- Network interconnects the machines
- Data shared by users on multiple machines





Distributed Databases

- Homogeneous distributed databases
 - Same software/schema on all sites, data may be partitioned among sites
 - Goal: provide a **view of a single database**, hiding details of distribution
- Heterogeneous distributed databases
 - Different software/schema on different sites
 - Goal: **integrate** existing databases to provide useful functionality
- Differentiate between *local* and *global* transactions
 - A **local transaction** accesses data in the *single* site at which the transaction was initiated.
 - A **global transaction** either accesses data in a site different from the one at which the transaction was initiated or accesses data in several different sites.





Trade-offs in Distributed Systems

- **Sharing data** – users at one site able to access the data residing at some other sites.
- **Autonomy** – each site is able to retain a degree of control over data stored locally.
- **Higher system availability** through redundancy — data can be replicated at remote sites, and system can function even if a site fails.
- **Disadvantage:** added complexity required to ensure proper coordination among sites.
 - Software development cost.
 - Greater potential for bugs.
 - Increased processing overhead.





Implementation Issues for Distributed Databases

- **Atomicity** needed even for transactions that update data at multiple sites
- The two-phase commit protocol (2PC) is used to ensure atomicity
 - Basic idea: each site executes transaction until just before commit, and leaves the **final decision to a coordinator**
 - Each site must follow decision of coordinator, even if there is a failure while waiting for coordinators decision
- Distributed concurrency control (and deadlock detection) required
- Data items may be replicated to improve data availability





Network Types


- **Local-area networks (LANs)** – composed of processors that are distributed over small geographical areas, such as a single building or a few adjacent buildings.
- **Wide-area networks (WANs)** – composed of processors distributed over a large geographical area.





Networks Types (Cont.)

- WANs with continuous connection (e.g. the Internet) are needed for implementing distributed database systems
- **Groupware applications** such as Lotus notes can work on WANs with discontinuous connection:
 - Data is replicated.
 - Updates are propagated to replicas periodically.
 - Copies of data may be updated independently.
 - Non-serializable executions can thus result.





End of Chapter

Database System Concepts, 5th Ed.

©Silberschatz, Korth and Sudarshan

See www.db-book.com for conditions on re-use

